


**GRAMAUDYOGIK SHIKSHAN MANDAL'S
MARATHWADA INSTITUTE OF TECHNOLOGY, AURANGABAD(BE)
BALANCE SHEET AS AT 31.03.2019**

| FUNDS & LIABILITIES | Rs. | Rs. | PROPERTY & ASSETS | Rs. | Rs. |
|--|--------------|--------------|--------------------------------------|--------------|--------------|
| | | | Fixed Assets | | |
| Development Fund: | | 4,20,280 | (As Per Annexure - C) | | 25,28,35,593 |
| Balance as per last B/S | 4,20,280 | | | | |
| | | | Deposits: | | |
| | | | - Telephone | | |
| | | | - Fax | | |
| Depreciation Fund: | | 18,71,05,367 | | | |
| Balance as per last B/S | 17,55,78,389 | | | | |
| Add: During the Year | 1,15,26,978 | | Tution Fees Receivable | 18,95,80,222 | 18,95,80,222 |
| Less :- Paid during the year | - | | | | |
| | | | CURRENT ASSETS | | 10,54,599 |
| Library Book Fund: | | 22,63,000 | (As per Annexure-C) | 10,54,599 | |
| Balance as per last B/S | 22,63,000 | | | | |
| | | | Cash & Bank Balances | 4,19,358 | 4,19,358 |
| Development Fund Agri. Lab | - | - | (As per Annexure-D) | | |
| | | | Income & Expenditure A/c. | | |
| | | | Balance as per last B/S | 17,35,11,652 | |
| SECURED LOANS : | | 14,16,035 | Less During the Year | #REF! | |
| SBI Current A/C No.11134726245 | 14,16,035 | | | | |
| | | | BRANCH & DIVISION: | | |
| Security Deposit : | | | G. S. Mandal | | |
| Balance as per last B/S | 2,05,24,945 | 1,87,41,945 | Balance as per last B/S | 7,36,26,977 | 28,59,204 |
| Add : During the year | 31,32,000 | | Add :Paid during the year | 16,50,44,228 | |
| Less :- Paid during the year | 49,15,000 | | Less: add During the year | 23,58,12,001 | |
| PROVISIONS & OTHER LIABILITIES: | | 6,90,04,302 | | | |
| (As Per Annexure - A) | 6,90,04,302 | | | | |
| | | | | | |
| GOV. DUES: | | 1,35,714 | | | |
| (As Per Annexure - B) | 1,35,714 | | | | |
| | | | | | |
| Income & Expenditure A/c. | | 16,76,62,333 | | | |
| Balance as per last B/S | 17,35,11,652 | | | | |
| Less - Deficit During the year | 58,49,319 | | | | |
| | | | | | |
| TOTAL | | 44,67,48,976 | TOTAL | | 44,67,48,976 |

Subject to our Report Even Dated
For SHARMA N. V. & Co.
CHARTERED ACCOUNTANTS

N. V. SHARMA
PROPRIETOR
M. No. 31540

Aurangabad : 25.10.2019



For MARATHWADA INSTITUTE OF TECHNOLOGY

[Signature]
PRINCIPAL


Marathwada Institute of Technol
Aurangabad - 431 010.

**GRAMAUDYOGIK SHIKSHAN MANDAL'S
MARATHWADA INSTITUTE OF TECHNOLOGY(BE)
AURANGABAD
SCHEDULES FORMING PART OF BALANCE SHEET
AS ON 31.03.2019
PROVISIONS & OTHER LIABILITIES
ANNEXURE-A**

| Sr. No. | PARTICULARS | RS. |
|---------|--|--------------------|
| 1 | Unpaid Salary(Daksha Shroff) | 53,794 |
| 2 | Bharat Elemech Company | 9,301 |
| 3 | Centre for Applied Research and Peoples Engagement | 27,000 |
| 4 | Chamber of Marathwada Industries & Agriculture | 1,000 |
| 5 | Ganesh Kotiye (ID 101431) | 1,637 |
| 6 | GOVINDA CATERERS | 1,776 |
| 7 | Hi Tech Enterprises | 8,208 |
| 8 | Id 24124 Shepherd William Ajay | 2,430 |
| 9 | MAMTA RAUT (CA) | 1,770 |
| 10 | MANISHA ELECTRONICS | 410 |
| 11 | Mauli Aluminium & Glass Works | 3,317 |
| 12 | Mr Abhishek Mahajan | 1,167 |
| 13 | Mr Kiran Choudhari | 1,000 |
| 14 | Mr Pramod Suryawanshi (100089) | 7,965 |
| 15 | Mr Prashant L Chintal (100350) | 1,945 |
| 16 | Niraj Photo Studio | 3,485 |
| 17 | Omkar Kushan Work | 4,900 |
| 18 | Salary Advance Mainak Biswas Id 101506 | 20,000 |
| 19 | Salary Payable | 1,42,36,478 |
| 20 | Soham Water Suppliers | 16,800 |
| 21 | BATU Lonere | 2,44,448 |
| | Scholarship PFMS | 3,45,77,460 |
| 22 | Scholarship OBC - Freeship | 35,21,064 |
| 23 | Scholarship OBC - GOI | 11,46,383 |
| 24 | Scholarship SBC - GOI | 3,97,581 |
| 25 | Scholarship SC - Freeship | 37,10,642 |
| 26 | Scholarship SC - GOI | 32,65,079 |
| 27 | Scholarship ST - GOI | 30,000 |
| 28 | Scholarship VJNT - Freeship | 7,71,841 |
| 29 | Scholarship VJNT - GOI | 50,00,000 |
| 30 | Bank loan staff EMI | 6,400 |
| 31 | Student Group Insurance | 45,237 |
| | Zinfotec Technologies | (17,950) |
| 32 | Exam fee | 19,01,735 |
| Total | | 6,90,04,303 |

**GOV. DUES
ANNEXURE-B**

| Sr. No. | PARTICULARS | RS. |
|---------|-----------------------------|-----------------|
| 1 | Employee's Contribution EPF | 94,839 |
| 2 | Professional Tax | 40,875 |
| | Total | 1,35,714 |



ACCOUNTS RECEIVABLE
ANNEXURE-D

| Sr. No. | PARTICULARS | RS. |
|---------|---|------------------|
| 1 | Adsul | 13,390 |
| 2 | ANDHALE SUNIL RAOSAHEB | 15,572 |
| 3 | APHALE LEENA PRASAD | 225 |
| 4 | BHARAT CHAUDHARI | (1,000) |
| 5 | BHAWAR SURESH KARBHARI | 9 |
| 6 | DAMDHAR VINOD | 802 |
| 7 | DHEEPA RAJAGOPAL RAVIKUMAR | 522 |
| 8 | Eshwar Services | 966 |
| 9 | GAIKWAD JITENDRA RAIBHAN | 3,511 |
| 10 | GUNJAL VITTHAL SHANTANU | 967 |
| 11 | JAISWAL ABHISHEK PRAFULKUMAR | 817 |
| 12 | JOSHI SHRAVANTI SUDHENDRA | 33 |
| 13 | Kuldeepkaur Bhatia | 6,913 |
| 14 | MAHAJAN ABHISHEK SANJAY | 5,527 |
| 15 | MAHAJAN RAJENDRA DIWAKAR | 512 |
| 16 | MISHRA BHUPESH MANOHARPRASAD | 72,221 |
| 17 | Mr Dadarao L Didore (100406) | 8,000 |
| 18 | NALGIRKAR PRAJAKTA PRAKASHRAO | 4,084 |
| 19 | NEHETE DEEPAK VISHWANATH | 1,423 |
| 20 | PATIL NILESH GANPATRAO | 217 |
| 21 | PATIL SANJAY RAMCHANDRA | 2,285 |
| 22 | RAUT ATUL GANGADHAR | 2,081 |
| 23 | Salary Advance Kalwane | 200 |
| 24 | Sunil Deshmukh | 6,300 |
| 25 | WAGHMARE SONA SURESH | 741 |
| 26 | AURA SOFTWARE PVT LTD | 3,15,134 |
| 27 | Dr BAMU Energy Audit | 18,720 |
| 28 | Hari Om Arts | 233 |
| 29 | J G Enterprises | 313 |
| 30 | Lokmat Media Pvt Ltd | 700 |
| 31 | Executive Engineer Urban Testing Division | 41,300 |
| 32 | MEDA Pune | 2,41,100 |
| 33 | NKPST, Badnapur, Jalna | 1,79,280 |
| 34 | Rucha Enginners Pvt Lt D Iv | 1,770 |
| 35 | Weshine Tech Pvt Ltd, Pune | 18,880 |
| 36 | Mr Annasaheb E Kolte (100375) | 1,000 |
| 37 | Mr Gopal S Ghoti (Poly) | 6,000 |
| 38 | Mr Prasad Kulkarni (100570) | 25,000 |
| 39 | Ms Swapna Dhawale (100124) | 2,500 |
| 40 | Dr Bamu | 56,351 |
| | Total | 10,54,599 |

CASH & BANK BALANCES
ANNEXURE-E

| Sr. No. | PARTICULARS | RS. |
|---------|---------------------|-----------------|
| 1 | cash | 41,717 |
| 2 | SBI Group Gratuaity | 17,911 |
| 3 | SBI A/c 31301076581 | 75,000 |
| 4 | SBI a/c 11134726255 | 2,84,730 |
| | Total | 4,19,358 |



AANEXURES TO INCOME & EXPENDITURE ACCOUNT
AFFILIATION, INSPECTION AND EXAMINATION EXPENSES

ANNEXURE-F

| Sr. No. | PARTICULARS | RS. |
|---------|---|------------------|
| | Academic and Administrative Audit Ofcollege | 19,602 |
| | Admission Regulating Authority(ARE) Fee | 1,38,294 |
| | Affilation Fees | 11,65,700 |
| | Affiliation Expenses | 1,527 |
| | AICTE Expenses | 2,852 |
| | BAMU Administrative Audit Report (AAA) | 1,000 |
| | BATU AFFILIATION EXPEN | 97,500 |
| | Dr Bamu University A'bad Admission Fee | 1,79,489 |
| | Dr BATU Affilitation | 1,98,020 |
| | DTE Expenses | 15,593 |
| | EXAM EXPENSES | 1,20,649 |
| | Exam Fee EVS | 9,605 |
| | FRA Processing Fees | 22,004 |
| | LIC Commitee Expenses | 27,814 |
| | NBA Expenses | 9,100 |
| | Processing Fees | 39,000 |
| | Registration Fee For Reasearch Centre | 16,250 |
| | Total | 20,63,999 |


Salary and Wages

ANNEXURE-G

| Sr. No. | PARTICULARS | RS. |
|---------|-------------------------------|---------------------|
| | Salary - Non Teaching Staff | 1,25,05,472 |
| | Salary - Teaching Staff | 12,79,33,301 |
| | Adjunt Faculty Honorarium | 39,650 |
| | Attendant Charges | 20,38,276 |
| | Employer's Contribution CPF | 10,63,204 |
| | EPF Administrative Charges | 27,836 |
| | Housekeeping Charges | 25,50,415 |
| | LE/ GTA Payment Bill | 2,81,670 |
| | NURSARY SECURITY SALARY | 75,902 |
| | Remuneration Exp | 2,18,912 |
| | Security Guard Charges | 27,22,923 |
| | Visiting Faculty Remuneration | 4,19,224 |
| | Total | 14,98,76,785 |

LAB. EXPENSES- NNEXURE H

| Sr. No. | PARTICULARS | RS. |
|---------|--|--------------------|
| | Workshop Expenses | 54,478 |
| | AWS EDUCATOR MEET | 5,111 |
| | Consumable Machinery Parts | 12,901 |
| | Consumables, Material, Chemical Components | 27,474 |
| | Internet , Lease Line Expenses | 3,76,409 |
| | Koha Workshop IIT Mumbai | 3,722 |
| | Lab Expenses | 94,518 |
| | Membership & Subcription | 26,111 |
| | Microsoft License(Annual Subscription) | 3,91,181 |
| | UBA CELL | 8,678 |
| | Rent Paid to Gsm | 3,30,00,000 |
| | Workshop Expenses | 55,963 |
| | Total | 3,40,56,546 |



FINANCE CHARGES

ANNEXURE-I

| Sr. No. | PARTICULARS | RS. |
|---------|---------------------------|------------------|
| | Bank Charges & Commission | 1,43,276 |
| | BANK INTEREST | 40,94,310 |
| | Total | 42,37,586 |

OTHER ESTABLISHMENT EXPENSES

ANNEXURE-J

| Sr. No. | PARTICULARS | RS. |
|---------|-------------------------------------|------------------|
| | Advertisement / Admission Promotion | 10,53,636 |
| | Computer & Software Expenses | 51,645 |
| | Postage & Telephone Expenses | 2,79,692 |
| | Printing & Stationery | 8,85,311 |
| | Water Consumption | 12,45,620 |
| | Audit Fees | 1,40,000 |
| | Consultancy Charges | 2,42,054 |
| | Discount Received | 349 |
| | Garden Expenses | 5,65,684 |
| | Legal Charges | 2,42,352 |
| | Legal & Professional Fees | 21,12,248 |
| | Library Expenses | 4,37,119 |
| | News Papers & Periodicals | 21,309 |
| | POSTAGE AND TELEPHONE EXPENSES | 1,890 |
| | R & D Expenses | 2,624 |
| | Total | 72,81,533 |

ANNEXURE-K

ELECTRICITY CONSUMPTION

| Sr. No. | PARTICULARS | RS |
|---------|---------------------|------------------|
| | Electricity Charges | 49,69,920 |
| | Total | 49,69,920 |


ANNEXURE-L

REPAIRS, MAINTENANCE EXPENSES

| Sr. No. | PARTICULARS | RS |
|---------|-------------------------------------|------------------|
| | Repaire to Electrical & Electronics | 5,85,444 |
| | Repair & Maintance Other | 9,22,421 |
| | Repairs and Maint of Lift | 65,600 |
| | Repairs and Maint. to Generator | 10,123 |
| | Repairs - Furniture | 2,48,612 |
| | Repairs & Maintanace - Machinery | 9,39,807 |
| | REPAIRS MAINT. SOLAR | 1,298 |
| | Repairs to Building | 13,98,077 |
| | Repairs to Computer | 3,34,012 |
| | Repairs to Electrical | 8,33,738 |
| | Repairs to Printer | 18,059 |
| | Repairs to Telephone | 1,48,876 |
| | Repairs to Vehicle | 2,93,851 |
| | Repairs to Xerox Machine | 47,724 |
| | Safty Material | 10,800 |
| | Total | 58,58,442 |

OFFICE CONTINGENCIES - ANNEXURE-M

| Sr. No. | PARTICULARS | RS. |
|---------|--------------------------------|-----------------|
| | Office, Admin & Misc. Expenses | 6,39,438 |
| | Total | 6,39,438 |



**ANNEXURE-N
RATES AND TAXES**


| Sr. No. | PARTICULARS | RS. |
|---------|---|--------------------|
| | GST Input Not Eligible for Set Off | 16,29,361 |
| | Municipal Tax | 1,17,23,660 |
| | Int on TDS , PT and return Filling Charge | 68,161 |
| | Bharat Swaccha Cess-Not Eligible for Input Credit | 51 |
| | Total | 1,34,21,233 |

**ANNEXURE-O
Travelling Exp.**

| Sr. No. | PARTICULARS | RS. |
|---------|---------------------|------------------|
| 1 | Vehicle Expenses | 17,80,173 |
| 2 | Local Conveyance | 30,965 |
| 3 | Travelling Expenses | 11,74,477 |
| | Total | 29,85,615 |


**ANNEXURE-P
Staff, Student Development Exp.**

| Sr. No. | PARTICULARS | RS. |
|---------|--------------------------------------|------------------|
| | BAMBOO WORKSHOP | 6,720 |
| | Imtex-2018 | 35,912 |
| | Kalavihangam -2018 | 71,589 |
| | Allumni Exps | 46,800 |
| | MOZAIC 2019 | 96,280 |
| | NCC Camp Exp | 26,847 |
| | NSS Expenses | 63,365 |
| | Sport Expenses | 4,51,240 |
| | Student Development Expenses | 66,465 |
| | Donation Paid | 60,400 |
| | Technoblitz-2018 | 6,745 |
| | TRAINING AND COACHING | 30 |
| | Institute Level Scholarship | 40,000 |
| | Training & Placement for Student | 1,61,499 |
| | Industrial Visit Expenses | 410 |
| | Transportation Charges | 6,39,484 |
| | Workshop / Seminars for Students | 75,707 |
| | Allowance to Principal | 40,000 |
| | BAJA SAEINDIA-2018 | 1,99,651 |
| | E Baja Exoeses | 25,664 |
| | Expert Lecture | 1,70,242 |
| | Function, Festival & Meeting Exp | 2,18,978 |
| | Key-Man Insurance | 1,33,980 |
| | National Youth Parliment Competition | 17,317 |
| | Rent Paid (Dr PHW Banglow) | 1,44,100 |
| | Red Hat Expenses | 14,79,406 |
| | Staff Welfare Exp | 11,50,529 |
| | Student Welfare A/c | 3,26,208 |
| | WORKSHOP BAJA | 9,231 |
| | Workshop / Seminar for Staff | 1,08,740 |
| | Total | 58,73,539 |



INCOME
TUITION FEES
ANNEXURE-Q

| Sr. No. | PARTICULARS | RS. |
|---------|------------------------------------|---------------------|
| | Tuition Fees | 21,76,72,206 |
| | Admission Cancelation Fees | 1,000 |
| | B.Voc Fees | 5,54,400 |
| | Development Fees 2018-19 | 1,44,39,284 |
| | ID Card Fees | 11,600 |
| | Late Fees & Fine | 1,45,385 |
| | OJT Fees | 52,800 |
| | Other Fees | 37,29,830 |
| | Readmission Tution Fess | 1,14,128 |
| | Transportaion Fees (Bus Trvalling) | 1,49,500 |
| | UG & PG Degree Certificate Fess | 1,560 |
| | TC Fees | 70,602 |
| | Total | 23,69,42,295 |



GRAMAUDYOGIK SHIKSHAN MANDAL'S
MARATHWADA INSTITUTE OF TECHNOLOGY, AURANGABAD (BE)
FIXED ASSETS SCHEDULE FORMING PART OF BALANCE SHEET AS ON 31.03.2019
ANNEXURE - C

| SR. NO. | PARTICULARS | OPENING | | Dep % | ADDITIONS | | After Sept. | SOLD/ TRANSFER | TOTAL GROSS BLOCK | Dep. upto 31.03.2018 | DEP. CURRENT YR | Dep. upto 31.03.2019 | NET BLOCK 31.3.2019 |
|--------------|------------------------------|---------------------|--|-------|------------------|------------------|-----------------|---------------------|---------------------|----------------------|---------------------|----------------------|---------------------|
| | | GROSS BLOCK | | | Up To Sept. | | | | | | | | |
| 1 | Furniture of Other Equipment | 5,01,18,847 | | 10 | 5,49,857 | 3,82,864 | 46,155 | 5,10,05,413 | 2,56,11,783 | 25,20,220 | 2,81,32,003 | 2,28,73,410 | |
| 2 | Machinery & Equipment | 11,08,67,912 | | 15 | 17,30,114 | 34,59,994 | 22,200 | 11,60,35,820 | 8,35,87,777 | 46,07,707 | 8,81,95,484 | 2,78,40,336 | |
| 3 | Vehicle | 1,22,28,988 | | 15 | 41,28,656 | | 7,00,000 | 1,56,57,644 | 73,51,408 | 12,45,935 | 85,97,343 | 70,60,301 | |
| 4 | Computer | 4,42,48,094 | | 40 | 7,17,224 | 13,07,449 | 28,515 | 4,62,44,252 | 4,13,11,524 | 17,11,601 | 4,30,23,125 | 32,21,127 | |
| 5 | Library Books | 1,87,74,646 | | 40 | 895 | 6,83,229 | - | 1,94,58,770 | 1,68,52,070 | 9,06,034 | 1,77,58,104 | 17,00,666 | |
| 6 | Solar System | 44,33,694 | | 15 | - | - | - | 44,33,694 | 8,63,827 | 5,35,480 | 13,99,307 | 30,34,387 | |
| TOTAL | | 24,06,72,181 | | | 71,26,746 | 58,33,536 | 7,96,870 | 25,28,35,593 | 17,55,78,389 | 1,15,26,978 | 18,71,05,367 | 6,57,30,226 | |

